

Model	T903CAB	T903sCAB	T1003CAB	T1003sCAB
ENGINE				
Manufacturer	Perkins	Perkins	Perkins	Perkins
Model	1104D-44T	1104D-44T	1104D-44TA	1104D-44TA
Engine HP(kw)-Gross	91(68)	91(68)	99.5(74.5)	99.5(74.5)
PTO HP(kw)	80.3(59.9)	80.3(59.9)	88.2(65.8)	88.2(65.8)
Rated engine speed	2200	2200	2200	2200
Number of cylinders	4	4	4	4
Displacement-cu.in. [cc]	268.4(4400)	268.4(4400)	268.4(4400)	268.4(4400)
Air cleaner	Dual Dry	Dual Dry	Dual Dry	Dual Dry
ELECTRICAL SYSTEM				
Alternator	12V, 85A	12V, 85A	12V, 85A	12V, 85A
FUEL SYSTEM				
Type	Direct Fuel Injection	Direct Fuel Injection	Direct Fuel Injection	Direct Fuel Injection
DRIVETRAIN				
Transmission type	Sync/Power Shuttle, Power shift	Sync/Power Shuttle	Sync/Power Shuttle, Power shift	Sync/Power Shuttle
Number of speeds	12/F 12/R	12/F 12/R	12/F 12/R	12/F 12/R
Max traveling speed, mph (km/h)	24.9(40)	21(34)	24.9(40)	21(34)
Brakes	Wet Disc	Wet Disc	Wet Disc	Wet Disc
Steering	Hydrostatic	Hydrostatic	Hydrostatic	Hydrostatic
Clutch	Wet Multi plate	Wet Multi plate	Wet Multi plate	Wet Multi plate
HYDRAULIC SYSTEM				
Pump (type)	Dual Gear Pump	Dual Gear Pump	Dual Gear Pump	Dual Gear Pump
Implement pump cap. gpm (L/min)	16.2(61.3)	16.2(61.3)	16.2(61.3)	16.2(61.3)
Steering pump cap. gpm (L/min)	7.1(26.7)	7.1(26.7)	7.1(26.7)	7.1(26.7)
Maximum total flow gpm (L/min)	23.2(88)	23.2(88)	23.2(88)	23.2(88)
Category, 3 point hitch	II	II	II	II
Hitch lift capacity, lb. (kg)	6860(3110)	6860(3110)	6860(3110)	6860(3110)
at 24 inches behind link ends, lb(kg)	5490(2490)	5490(2490)	5490(2490)	5490(2490)
Lift control type	Pos/Draft/Elec	Pos/Draft/Mech	Pos/Draft/Elec	Pos/Draft/Mech
Joy stick valve	standard	standard	standard	standard
No. of standard remote valves-option	3	2	3	2
PTO				
Type	Independent	Independent	Independent	Independent
Control	Electric/Hydro	Electric/Hydro	Electric/Hydro	Electric/Hydro
Mid (rpm)-option	N/A	N/A	N/A	N/A
Rear (rpm)	540/750/1000	540/1000	540/750/1000	540/1000
Shaft Diameter in. (mm)	1 3/8 (35)	1 3/8 (35)	1 3/8 (35)	1 3/8 (35)
CAPACITIES				
Fuel Tank, U.S. gal.(L)	33.3 (126)	33.3 (126)	33.3 (126)	33.3 (126)
Cooling System U.S. qt. (L)	11.6(11)	11.6(11)	11.6(11)	11.6(11)
Crankcase (with filter) U.S. qt. (L)	6.8(6.5)	6.8(6.5)	6.8(6.5)	6.8(6.5)
Trans. & Hydr. System, U.S.gal. (L)	19.8(75)	19.8(75)	19.8(75)	19.8(75)
Front Axle qt. (L)	18.5(17.5)	18.5(17.5)	18.5(17.5)	18.5(17.5)
DIMENSIONS (with standard tires)				
Overall length, in. (mm) with 3P	162(4110)	162(4110)	162(4110)	162(4110)
Overall width, in. (mm)	84.3(2141)	84.3(2141)	84.3(2141)	84.3(2141)
Wheelbase, in. (mm)	90.55(2300)	90.55(2300)	90.55(2300)	90.55(2300)
Height to top of ROPS, in. (mm)	107(2718)	107(2718)	107(2718)	107(2718)
Min. Ground Clearance, in (mm)	15.1(383)	15.1(383)	15.1(383)	15.1(383)
Min. Turning Radius, in (mm) with brakes	143.7(3650)	143.7(3650)	143.7(3650)	143.7(3650)
Min. Turning Radius, in (mm) w/o brakes	162(4120)	162(4120)	162(4120)	162(4120)
STANDARD TIRES				
Agricultural Front	13.6-24-8PR	13.6-24-8PR	13.6-24-8PR	13.6-24-8PR
Agricultural Rear	16.9-34-8PR	16.9-34-8PR	16.9-34-8PR	16.9-34-8PR
Industrial Front	-	-	-	-
Industrial Rear	-	-	-	-
ROLL-OVER PROTECTIVE STRUCTURES				
Standard	CAB	CAB	CAB	CAB
WEIGHT				
Total weight, lb (kg)	8069(3660)	8069(3660)	8124(3685)	8124(3685)

> Specifications subject to change without prior notice

WHO IS TYM?

TYM, (Tong Yang Moolsan) headquartered in Seoul, South Korea, was established in 1960, and has over four decades of experience designing, manufacturing and distributing high quality tractors and agricultural equipment worldwide.

TYM OFFERS A BROAD PRODUCT LINE - Horsepower ranges from 23hp - 100hp. All models are available with heated and air conditioned cabs...some models have power shuttle and hydrostatic transmissions. Loaders and backhoes are available for all tractors.

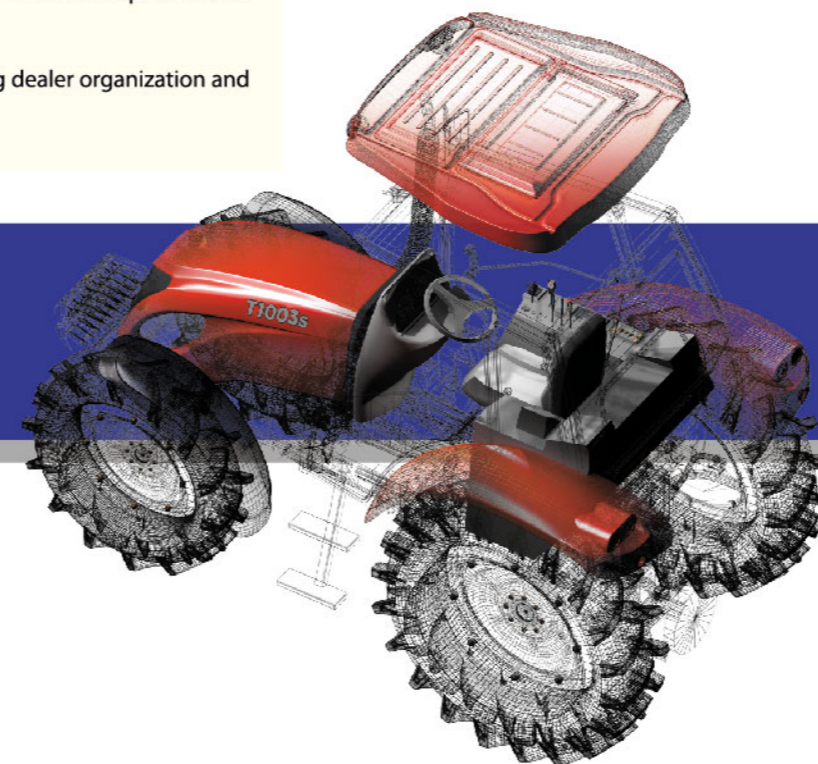
TYM is a proactive and forward thinking manufacturer with an aggressive R & D Department committed to helping their dealers sell tractors. TYM listens and responds to the changing market.

TYM first entered the US market in 1999 branding tractors first for Mahindra's 10 series. As time progressed TYM tractors were sold regionally under the Millennium and Scorpion brand names. And later OEM branded for an additional company for a few years. The TYM brand is known world wide.

TYM sold their tractors in the US under their own brand starting in 2001 in some of the western states. TYM then entered the Canadian market in 2002 offering TYM branded tractors. In September 2004 TYM incorporated TYM-USA which continues to be the TYM's official US operating company DBA TYM TRACTORS.

TYM owns and operates two distribution and support centers in the United States. The newest one opened January 2, 2008 and is located in Wilson, NC. original US based TYM distribution and support center located in Redmond, OR opened in 2001. TYM built a new distribution and support center in Redmond, OR in 2005. TYM's Headquarters for its North American operation is also located in its new (100,00sq ft) facility in Wilson, NC. TYM continues to invest not only in the development of its tractors and attachments but also in the resources needed to support its dealer organization.

TYM tractors is now the fastest growing tractor brand in North America with its rapidly expanding dealer organization and customer acceptance of its high quality product offering.



TYM TONGYANG MOOLSAN CO., LTD.

TYM
TRACTORS

www.tym.co.kr

T903 / T903s / T1003 / T1003s

90-100 Horsepower

TYM



T903 / T903s
T1003 / T1003s

QUALITY MATTERS



TYM-B-2011005-b ▶ 2011. 07



TYM provides its customers with the Industry's best agricultural machinery and service. Whether you are farming, landscaping, working jobsites, or turf management. Ranging from 23-100 Horsepower and featuring cabs, loaders, and back-hoes for every model, TYM has the right model for you.

ENGINE

- Reliable, powerful, and rugged engine
- 90 and 100 gross horse power
- Fuel efficient
- 4 cylinder, liquid-cooled diesel engine



DUAL AIR CLEANER

- Dual air filter elements protects and extends engine life

FUEL TANK

- 33.3 gallon fuel tank keeps the number of refuel times to a minimum

ERGONOMIC DESIGN

-A spacious flat-deck design, top grade textile seat, tilt steering column and convenient control levers make this TYM tractor a comfortable place to work



BOSCH ELECTRO-HYDRAULIC HITCH CONTROL SYSTEM

- Easy control of implement that maximizes work efficiency



POWER SHUTTLE

- Power shuttle allows you to shift forward and reverse without using a clutch



ELECTRONIC CONTROL PANEL

- Easy conversion between auto/manual mode
- Minimizing number of operation and maximizing work output



SIMPLE MAINTENANCE

- One-touch opening hood allows for easy access for daily service checks and maintenance

WIDE DOOR ENTRY

- Wide for access



TRANSMISSION

- Power shift transmission (optional)
- 32 Forward / 32 Reverse gears



4WD FRONT AXLE

- The heavy duty front axle offers great traction during demanding applications



REMOTE VALVES AND 3 POINT HITCH

- 3 remote valves standard on T903/T1003
- External button for ease of operating 3 point hitch out of the cab

